




KINEDYNE[®]


Your Complete Source For Cargo Control Products.

Standard Ratchet Straps




573020 – 30' Strap

Breaking Strength: 10,000 lbs. **Working Load Limit:** 3,335 lbs.
2" Webbing with 1015 Flat Hook, Extra Long Wide Handle 803 Ratchet, and 2084 Webbing



553040 – 30' Strap


Breaking Strength: 16,200 lbs. **Working Load Limit:** 5,400 lbs.
3" Webbing with 3705-3 Chain Anchor, 806 Ratchet, and 3084 Webbing



641201 – 12' Logistic Strap


Breaking Strength: 3,000 lbs. **Working Load Limit:** 1,000 lbs.
2" Webbing with FE8306-1 Spring Fitting, 811 Ratchet, and 4900 Webbing

Standard Winch Straps




423021 – 30' Strap

4" Webbing with 1021 Flat Hook and 4080 Webbing
Webbing Breaking Strength: 20,000 lbs.
Assembly Breaking Strength: 16,200 lbs. **Working Load Limit:** 5,400 lbs.



423040 – 30' Strap

4" Webbing with 3705-3 Chain Anchor and 4080 Webbing
Webbing Breaking Strength: 20,000 lbs.
Assembly Breaking Strength: 16,200 lbs. **Working Load Limit:** 5,400 lbs.



423010 – 30' Strap

4" Webbing with 1026 Delta Ring and 4080 Webbing
Webbing Breaking Strength: 20,000 lbs.
Assembly Breaking Strength: 16,200 lbs. **Working Load Limit:** 5,400 lbs.

Note: Custom lengths and configurations available upon request.


Cargo Bars & Accessories




Jack Bars



Saf-T-Loks



Logistic Track



10062 – BarTender™

Sliding Webbing Winch & Track




Standard Sliding Winch



Standard Winch Track



Tarp Ties



Floor Chain Tie-Down

Flatbed Accessories